



City of Casper

# Building Guide


## Single Family Residential One Story Detached Garage

### How to Use this Guide

Provide a set of plans, and complete the following:

1. **Complete this Building Guide** by filling in the blanks on page two and three and indicating which construction details will be used.
2. **Provide a Plot Plan** (site plan) showing dimensions of your project or addition and its relationship to existing buildings or structures on the property and the distance to existing property lines, drawn to scale.
3. **Fill out a Building Permit Application.**

The majority of permit applications are processed with little delay. The submitted documents will help determine if the project is in compliance with building safety codes, zoning ordinances and other applicable laws.



The City of Casper and the International Code Council is a professional organization seeking to promote the public health, safety and welfare to building construction. We appreciate your feedback and suggestions. Contact the City of Casper, Community Development Building Department at (307) 235-8264 with any questions, or visit the web at [www.casperwy.gov](http://www.casperwy.gov).

This handout was developed by the City of Casper and the International Code Council as a basic plan submittal under the 2015 International Residential Code. It is not intended to cover all circumstances. Check with the Community Development Building Department for additional requirements.

# Single Family Residential One Story Detached Garage

## Directions

1. Fill in the blanks on pages 2 and 3 with dimensions and materials which will be used to build the structure.  
Please print legibly.
2. Indicate in the check boxes on page 3 which detail from page 4 will be used.

Address:

*Note: Heated garages may require special provisions.*

## Floor Plan

Dimension \_\_\_\_\_

Locate and detail bracing

☒ Check one

☐ Garage is heated

☐ Garage is not heated

Show door and window header sizes and location and size of landing in front of door

3 1/2" minimum concrete slab

( ) x header  
(example: (2) 2 x 10)

Note:  
If roof trusses or rafters bear on header,  
special header design may be required

Double 2x4 or 2x6 trimmers each  
end of overhead door header

Garage door opening

Garage door opening width \_\_\_\_\_

Dimension\* \_\_\_\_\_

Dimension\* \_\_\_\_\_

Indicate rafter or truss direction

Floor slope

Dimension \_\_\_\_\_

**All plan reviews are subject to field inspections.**

# Single Family Residential One Story Detached Garage

*Note: For roofs with slopes less than 4:12, follow manufacturer's instructions for low slope application of roofing material.*

☐ Truss or 2x\_\_\_\_ rafters spaced \_\_\_\_" O.C.  
(example: Put checkmark in box -or- 2 x 10 Rafters Spaced 24" O.C.)

Minimum 1x\_\_\_\_ ridge board  
(example: 1 x 12)

Sheathing\_\_\_\_\_  
(example: 1/2" exterior plywood)

Roof covering\_\_\_\_\_  
(example: Class A 3 tab shingles)

Underlayment\_\_\_\_\_  
(example: 1 layer 15# felt)

12 pitch \_\_\_\_

Ceiling Insulation\_\_\_\_\_  
(If heated - example: R-38)

2x\_\_\_\_ ceiling joists @ \_\_\_\_ O.C.  
(example: 2 x 8 @ 24" O.C.)

Double 2x\_\_\_\_ top plate  
(example: 2 x 6)

Span\_\_\_\_\_  
(example: 23' 5")

Ceiling height\_\_\_\_\_  
(example: 8')

Siding\_\_\_\_\_  
(example: lap or T-111)

Wall sheathing\_\_\_\_\_  
(example: 1/2" exterior plywood)

2x\_\_\_\_ studs @ \_\_\_\_ O.C.  
(example: 2 x 6 @ 24" O.C.)

Cont. 2x\_\_\_\_ sill plate  
(example: 2 x 6)

Wall Insulation\_\_\_\_\_  
(If heated - example: R-19 Fiberglass Batts)

Footing size \_\_\_\_ x \_\_\_\_  
(example: 8" x 16")

**Building Section**

Provide roof tie downs  
Solid 2x blocking between rafters  
that are 2x12 or greater

Span

Note: Pre-engineered roof trusses  
w/truss clips may be used in lieu of  
roof structure shown.

Diagonal wind bracing or braced wall panels  
@ corners and each 25' of wall.

A

Concrete Encased Ground  
required for new service

B

✓ Check one

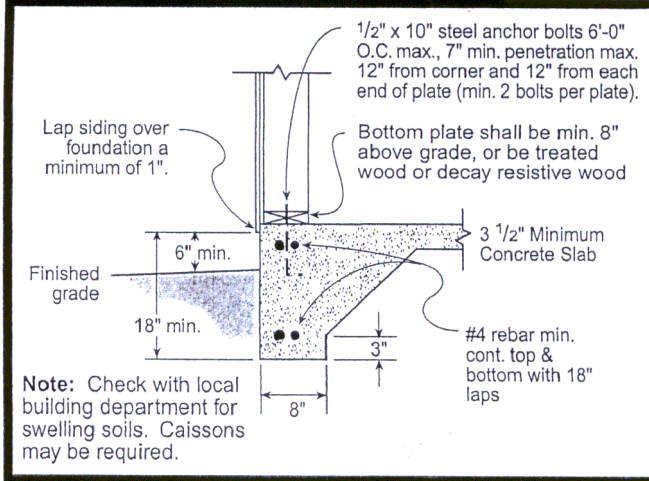
☐ Foundation Detail A

☐ Foundation Detail B  
(see page 4)

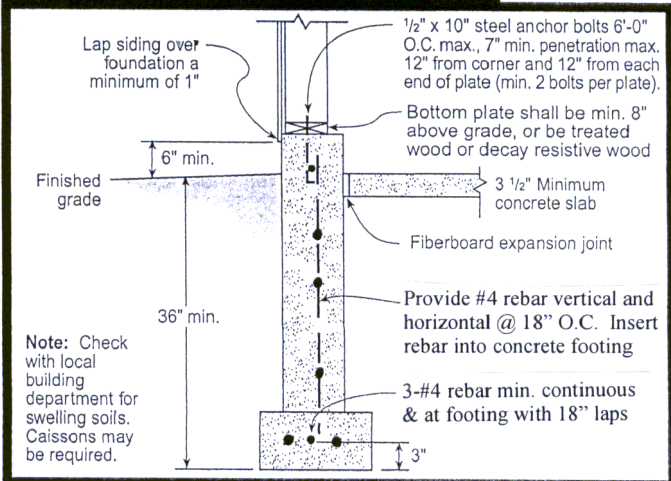
**All plan reviews are subject to field inspections.**

# Single Family Residential One Story Detached Garage

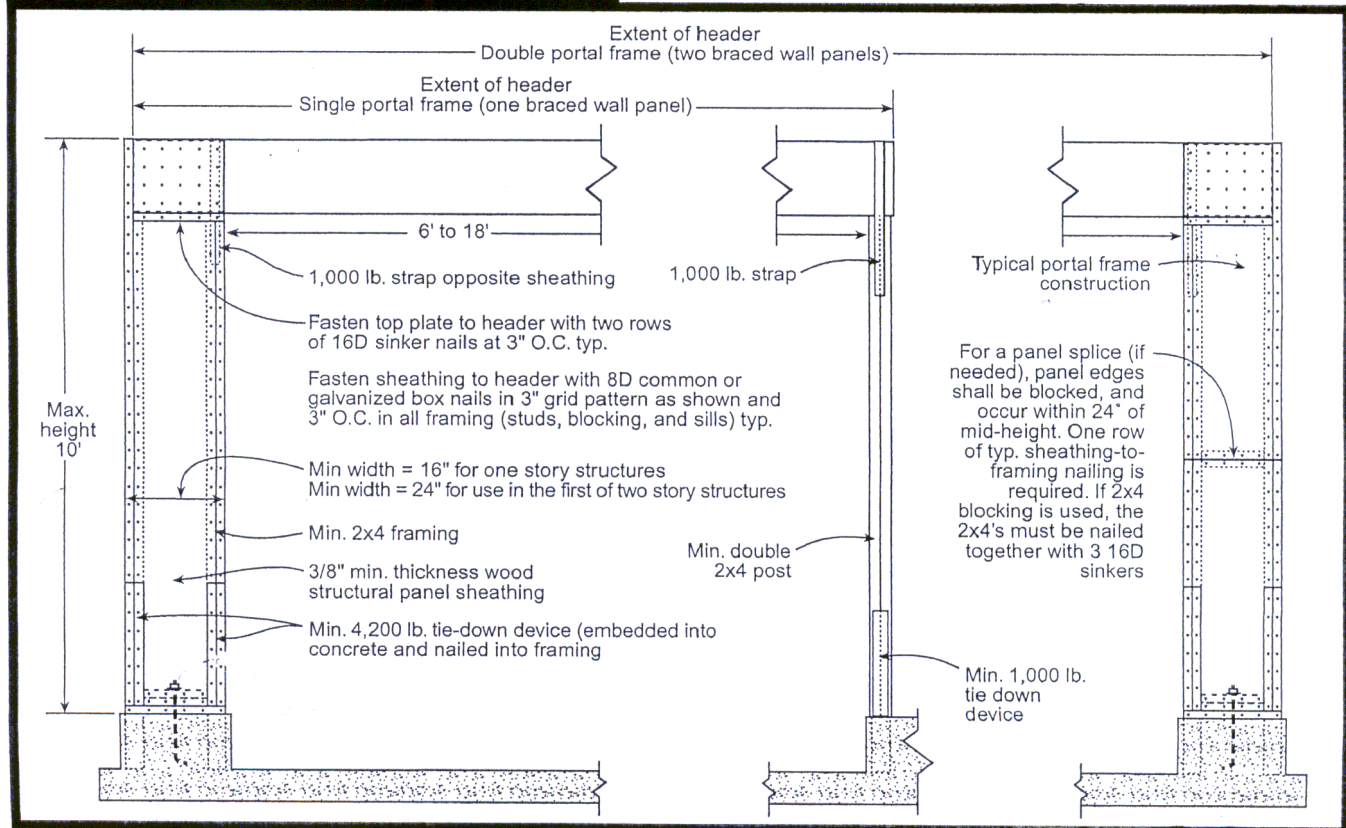
## Foundation Detail A



## Foundation Detail B



## Braced Wall Panel Detail



For specific details on foundations, see the City of Casper foundation handouts.

**All plan reviews are subject to field inspections.**